



Toplumsal Etki
Arařtırmaları
Merkezi

VOTING TRENDS

APRIL 23-26

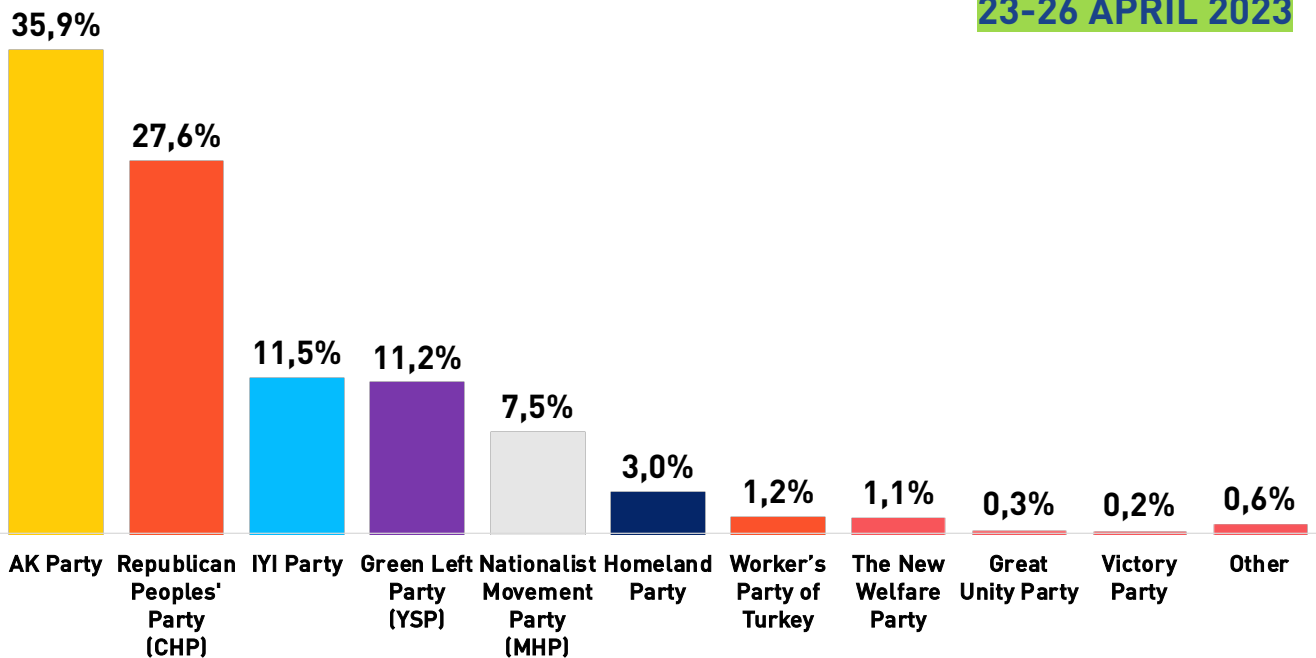
n=3054, Face-to-face Interviews



Compared to previous months, there are significant increases in CHP, İYİ Party, HDP/YSP, and MHP.

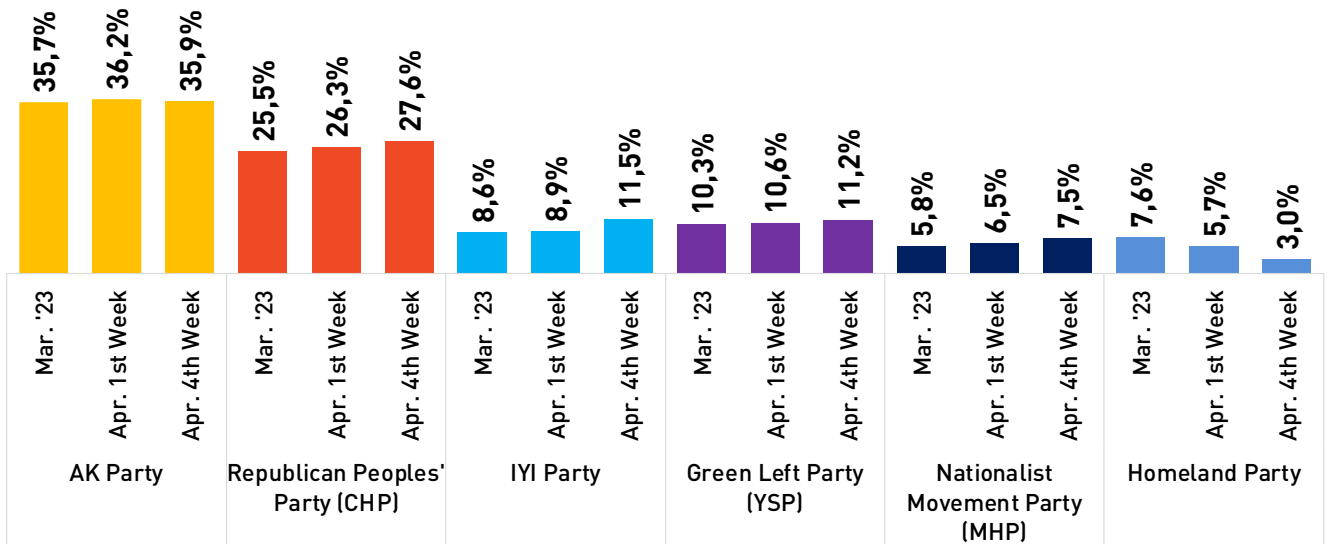
The vote rate of the parties that did not attend the Nation Alliance candidate list seem to have remained in the alliance.

Decrease in rate of the «other parties» as the election day approaches.



A temporary sudden increase in İnce's votes occurred in March, but according to our recent findings, it was not permanent. İnce's votes are falling gradually, and the decline does not seem to be over.

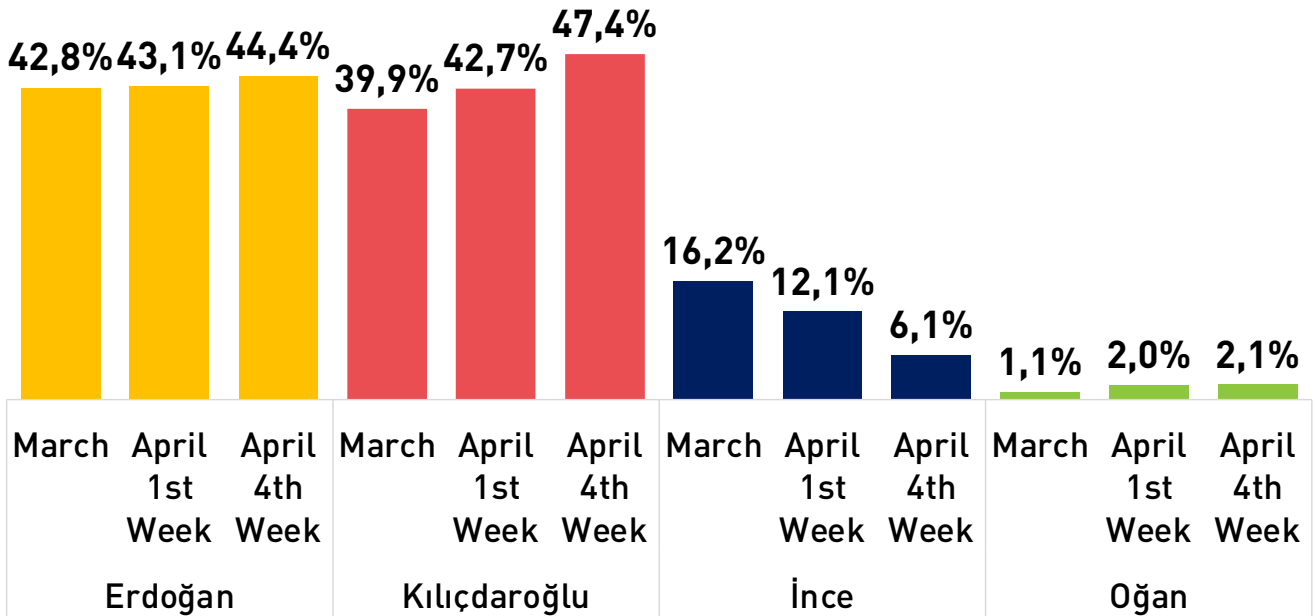
In other words, Homeland Party voters are returning to their own parties-where they came from.



Kılıçdaroğlu is 3 points ahead of Erdoğan in the 1st round of the Presidential Election and close to 50%. In March İnce peak to 16% and back to 6.1%. Total votes of İnce and Oğan were 8,2%.

If the total of İnce and Oğan below 5%, Kılıçdaroğlu will have a chance to finish in the 1st round by exceeding 50%.

Presidential Elections 1st Round



60% of the current İnce votes are composed of voters who consider voting for Kılıçdarođlu in the second round.

In other words, if İnce's votes continue to decrease, it will benefit Kılıçdarođlu.

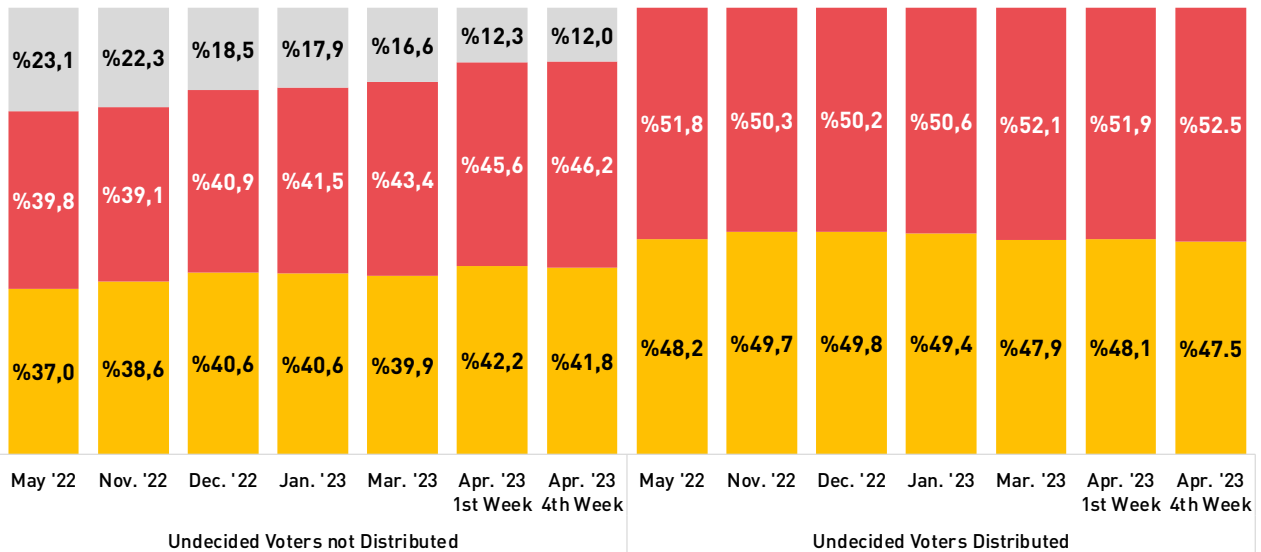
	MUHARREM İNCE	SİNAN OĐAN	Invalid Votes / Undecided Voters
R. TAYYİP ERDOĐAN	26.4%	34.7%	12.2%
KEMAL KILIÇDAROĐLU	60.4%	42.9%	10.9%
Invalid Votes / Undecided Voters	13.2%	22.4%	76.9%

In the presidential second-round scenario:

- Increase in Kılıçdaroğlu votes
- Gap between Kılıçdaroğlu and Erdoğan reached to 5 points.

Erdoğan vs. Kılıçdaroğlu Presidential Elections 2nd Round

■ Erdoğan ■ Kılıçdaroğlu

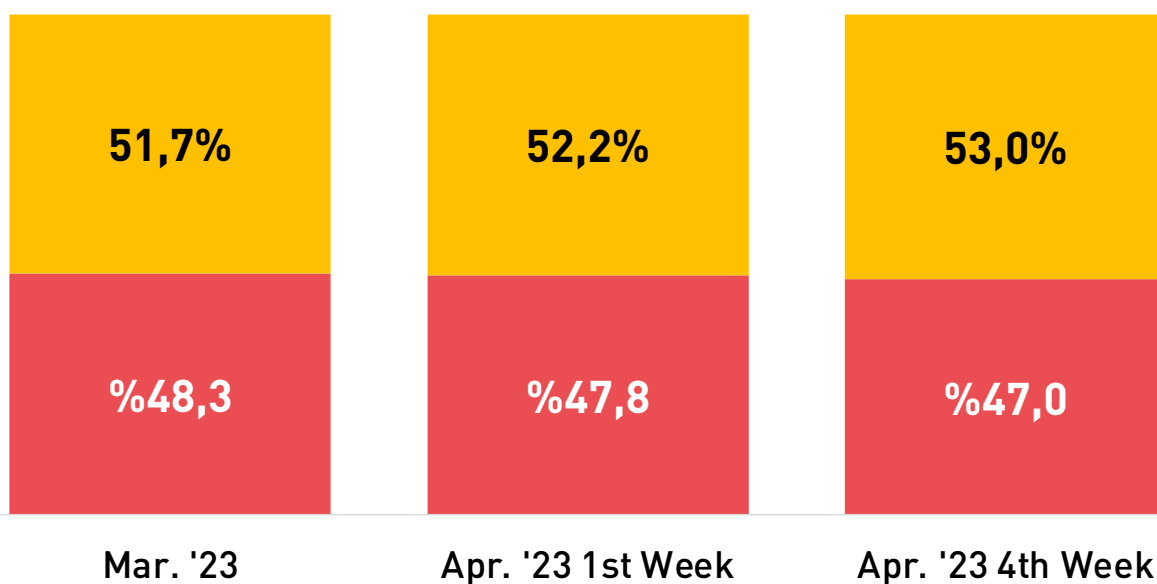


On the other hand, although there is a positive picture for the opposition, the assumption that Erdoğan's chance to be selected remains among voters.

The opposition does not seem to establish a psychological superiority.

Expectations of Who Would Win?

■ Kemal Kılıçdaroğlu ■ R. Tayyip Erdoğan



Currently, the People's Alliance is unable to secure a parliamentary majority but is on the edge.

If the total rate of AK Party and MHP exceeds 44% and Homeland Party regains to losses, Peoples' Alliance will have to chance to reach a majority in parliament.

	Peoples' Alliance	Nation Alliance	Labor and Freedom Alliance	Homeland Party
May. '22	256	276	68	0
Jan. '23	286	242	72	0
Mar. '23	286	225	67	22
Apr. '23 1 st Week	302	231	67	0
Apr. '23 4 th Week	290	237	73	0

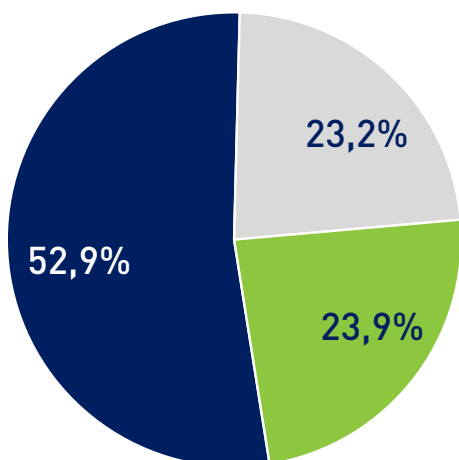
* Our MP simulations are based on field data from 30,000 samples we gathered over three separate periods.

Last and critical finding about economy:

There is discomfort about the economic situation and strong belief about recovery in the economy if the opposition wins among voters.

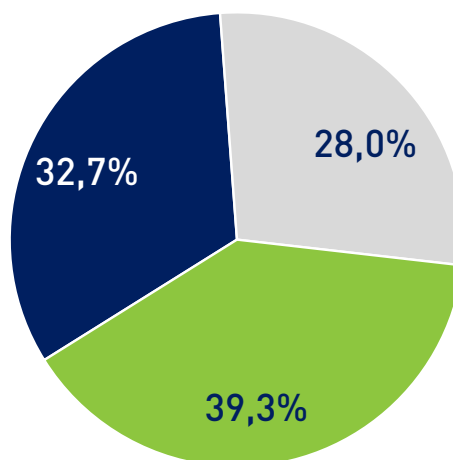
How is your household income compared to 5 years ago?

■ Worse ■ Same ■ Better



How is your household income compared to 5 years ago?

■ Worse ■ Same ■ Better





Toplumsal Etki
Arařtırmaları
Merkezi

VOTING TRENDS

APRIL 23-26

n=3054, Face-to-face Interviews